



# SUSI

## (STUDENT UNIVERSAL SUPPORT IRELAND)

**SUSI Communications & Customer Service**

## WHO ARE WE & WHAT DO WE DO?

---

- **Governed by Legislation** – Student Support Act 2011 and Student Grant Scheme & Regulations 2017
- **We process-** All new & renewal student grant applications for students attending further and higher education;
- **Online** application system ([www.susi.ie](http://www.susi.ie));
- **In 2016/17** Opened April 5;  
**105,200** applications with **105,000** now completed;  
Closed November 3.
- **Contact** -Student Support Helpdesk: phone, email and social media- Facebook &Twitter.

# THIRD LEVEL FUNDING



- **Further Education** (PLC Courses)
  - Maintenance Grant.
- **Higher Education**
  - Maintenance Grant;
  - Fees (Student Contribution).
- **Postgraduate Education**
  - Contribution towards Fees;
  - (Special Rate) Maintenance Grant.
- **Students Studying at U/G level outside the State**
  - Maintenance Grant.

# GRANT TYPES & RATES

(Dependent on your Reckonable Income)

- **Fee Grant (Undergrad & Postgrad, not PLC):**
  - U/G €3,000 Student Contribution (2017/18);
  - Paid directly to Colleges;
  - 100% or 50% rates;
  - P/G €2,000, or up to €6,270.
  
- **Maintenance Grant (“adjacent” <45k from college):**
  - €1,215 adjacent (€135 approx. per month);
  - €3,025 non-adjacent (€336 approx. per month);
  - 100%, 75%, 50%, 25% rates;
  - Paid to Students (9 monthly instalments);
  - Special rate: €2,375 adjacent/€5,915 non-adjacent; and
  - Not payable if on BTEA.



# SUSI RESOURCE VIDEOS



# KEY ELIGIBILITY CRITERIA

- **Nationality:** Irish, EU, EEA, Swiss nationals or have specific leave to remain in the State
- **Residency:** 3 of last 5 years in Ireland, EU, EEA or Switzerland
- **Progression** in education – NFQ levels 5-10
- **Approved College/Course**
- **‘Reckonable’ Income for 2016** (Class –Dependent/Independent)
  - Threshold - upper limit: €54,240 for a family of less than 4 dependent children
  - **Classification:** All applicants **under the age of 23** are deemed to be dependent on their parent(s)/legal guardian(s) and as such the reckonable household income will include their income.



# How to apply on www.susi.ie

**SUSI** HOME ELIGIBILITY GRANT PROCESS ABOUT MEDIA ROOM RESOURCES CONTACT

Need information on confirming your course choice to SUSI?  
Click here

Info doc rest for 3 purpos

## Student Universal Support Ireland (SUSI)

Welcome to the SUSI website, a comprehensive source of information that provides you with a quick and user friendly way to apply for your student grant. Before applying for your grant however, we would encourage you to review the eligibility criteria by selecting your student type from the options below.

We would also encourage you to use our Eligibility Reckoner where you can quickly and easily self-assess whether you may be entitled to a grant. Links to the student grant legislation and a step-by-step guide to help with filling in an application can be found in our Resources page.

Top 10 SUSI Applicants

**SUSI** CHECK THE ELIGIBILITY RECKONER ON SUSI.IE

**PLC Student**

Are you considering attending a Post-Leaving Certificate course? (Further Education levels 5-6)

[MORE](#)

**Undergraduate Student**

Are you considering attending an Undergraduate course? (Higher Education levels 6-8)

[MORE](#)

**Postgraduate Student**

Are you considering attending a Postgraduate course? (Higher Education levels 9-10)

[MORE](#)

**Students Studying Outside the State**

Are you considering studying outside the State? (Courses must meet specified criteria)

[MORE](#)

**Eligibility Reckoner** The Grants Online Application system for the 2016/17 academic year is still open. You can make a new application or renew your grant by clicking on the "APPLY HERE" button. You can also access your 2015/16 application through this link.

**APPLY HERE**

### Need more information?

- Grant Thresholds and Awards
- Important Notes for Grant Applicants
- Application Form Guide 2016/17
- Change in Circumstances
- Complaints
- Compulsory Field Trips
- Credit Union List 2016
- Final Course Acceptance (FCA) Form
- Online Tracker
- Payments
- Repayments
- Renewal Applications
- Reviewing your grant decision
- Appealing Your Grant Decision
- Self-Employment, Farming or Rental
- Special Rate Awards
- Submitting your documents
- SUSI Forms
- SUSI Grant Process
- Glossary A-Z

**Tweets** by @Gaelhelpdesk

@Gaelhelpdesk @Gaelhelpdesk  
SUSI will be attending the @IrishTimes Higher Options event in the RDS Wednesday 14th, Thursday 15th and Friday 16th of September.

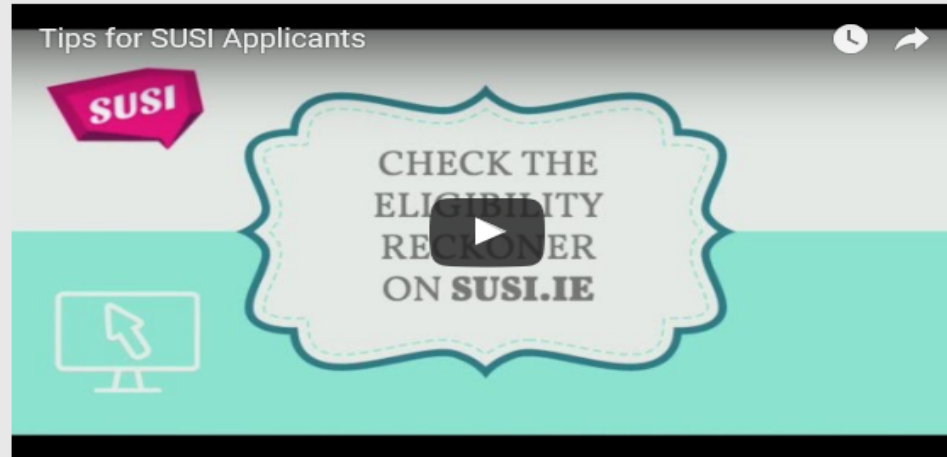
[Embed](#) [View on Twitter](#)

**Support Centre** **FAQs**

Privacy Statement | Social Media Policy | Re-use of Public Sector Information | Customer Service Charter | SUSI Data Protection Statement

©2016. All rights reserved. Designed by [infoclick](#) / Developed by [susi.ie](#)

# ELIGIBILITY RECKONER



## PLC Student

Are you considering attending a Post-Leaving Certificate course? (Further Education levels 5-6)

[MORE](#)



## Undergraduate Student

Are you considering attending an Undergraduate course? (Higher Education levels 6-8)

[MORE](#)



## Postgraduate Student

Are you considering attending a Postgraduate course? (Higher Education levels 8-10)

[MORE](#)



## Students Studying Outside the State

Are you considering studying outside the State? (Courses must meet specified criteria)

[MORE](#)

[Eligibility Reckoner](#)


The Grants Online Application system for the 2016/17 academic year is still open. You can make a new application or renew your grant by clicking on the "APPLY HERE" Button. You can also access your 2015/16 application through this link.

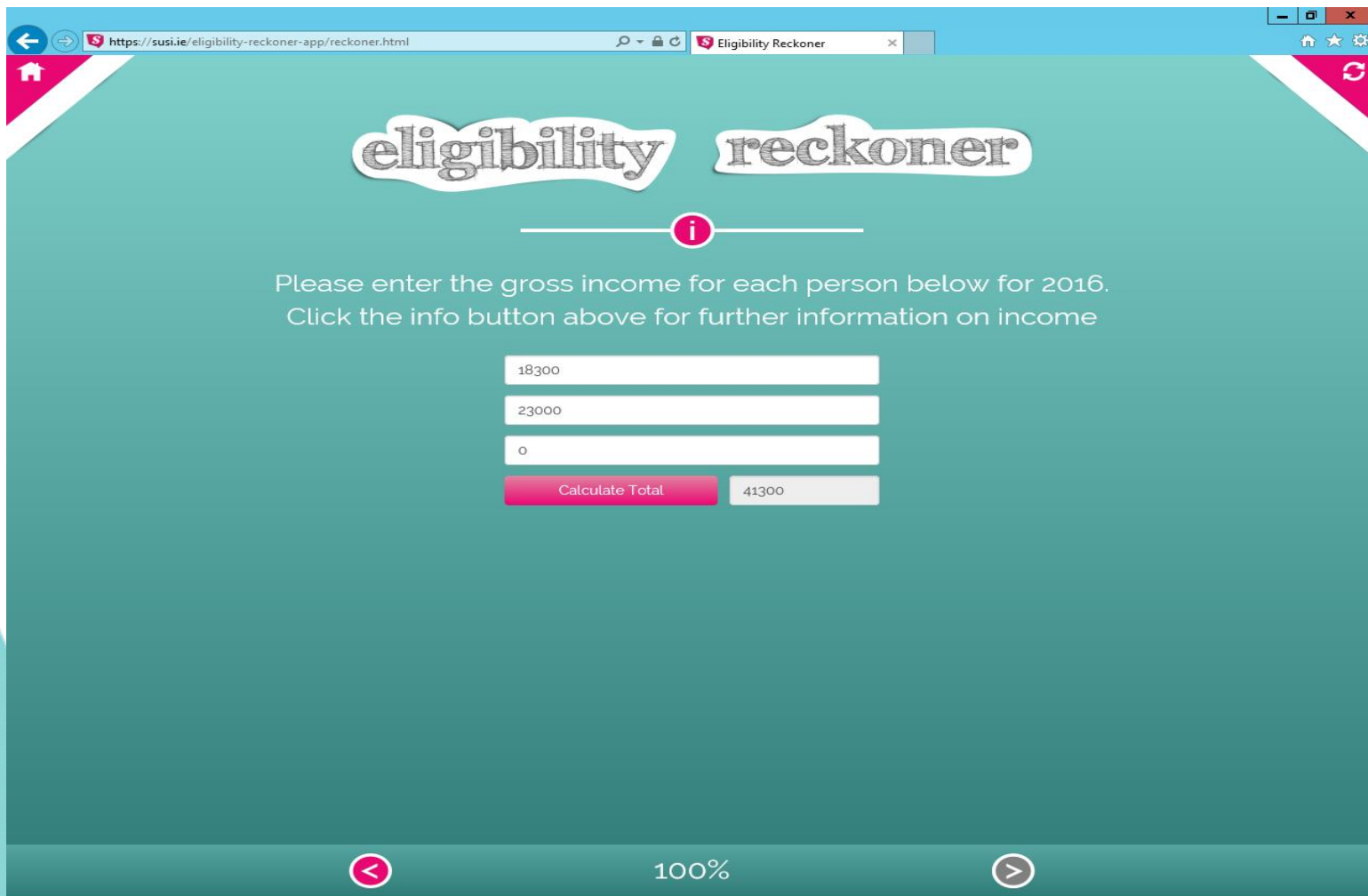
[APPLY HERE](#)





# ELIGIBILITY RECKONER





The screenshot shows a mobile browser window displaying the SUSI Eligibility Reckoner app. The browser's address bar shows the URL <https://susi.ie/eligibility-reckoner-app/reckoner.html>. The app's title bar reads "Eligibility Reckoner". The main content area has a teal background and features the title "eligibility reckoner" in a stylized font. Below the title is an information icon (a lowercase 'i' in a pink circle) with a horizontal line extending from it. The instructions state: "Please enter the gross income for each person below for 2016. Click the info button above for further information on income". There are three input fields for income: the first contains "18300", the second contains "23000", and the third contains "0". Below these fields is a pink "Calculate Total" button and a grey box displaying the result "41300". At the bottom of the screen, there are navigation arrows, a "100%" zoom indicator, and a right-pointing arrow.

# Register and Apply: [www.susi.ie](http://www.susi.ie)



Don't have an online account yet? [click here](#)



## Córas Iarratais ar Dheontas Mac Léinn Ar Líne On-line Student Grant Application System

LOGIN

[I forgot my password](#)

[I forgot my PIN Code](#)

[I forgot my username](#)

[Gaeilge / Irish](#)



# Application Tracker



My APPLICATION

My DETAILS

My BANKING

My PAYMENTS

My FCA

**Name** Rubgy Walsh

**Email** pmc\_md.i.dd.y@gmail.com

**Application Reference** W171810503329

**Application Year** 17/18



My Distance

## Application Tracker

**Current Status** Application submitted

## Application Submission History

Year	Application Ref	Application Type	Date Commenced	Date Submitted	Submission Progress	Submission Status
17/18	W171810503329	New	21/03/2017	21/03/2017	100%	Submitted

# What Happens next

---

- Your application goes into a queuing system
- Provisional Assessment
  - Checklist letter
  - Award from application
- Return Documents requested
- Review Assessment
  - Award
  - Additional documents



# SOME KEY MESSAGES

---

**CAO form:** Tick the SUSI option

**Eligibility Reckoner**

**Apply early:** 3 April 2017

**Register your account with SUSI** -Username, Password & Pin-code

**Complete & submit your application online**

**Keep your login details safe**

**Return requested documentation on time**

**Self employed/Farming/Rental income: Early tax returns in 2017**



# CONTACT SUSI

---

- **Website:** [www.susi.ie](http://www.susi.ie)
- **Email:** [support@susi.ie](mailto:support@susi.ie)
- **Facebook.com/susisupport**
- **Twitter.com/susihelpdesk**
- **Telephone helpdesk:** 0761 087 874